

**Site Usage**

**251,189 Visits**

Previous: 215,520 (16.55%)

**52.42% Bounce Rate**

Previous: 49.84% (5.19%)

**689,508 Pageviews**

Previous: 621,732 (10.90%)

**00:02:39 Avg. Time on Site**

Previous: 00:02:38 (0.74%)

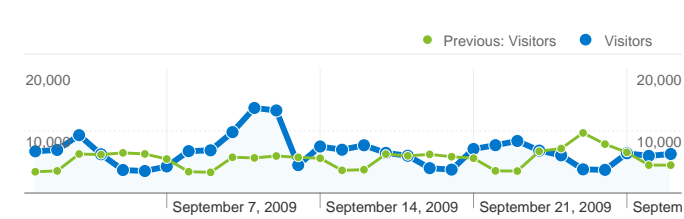
**2.74 Pages/Visit**

Previous: 2.88 (-4.85%)

**39.58% % New Visits**

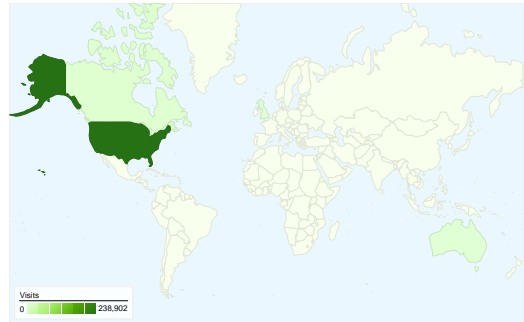
Previous: 36.33% (8.92%)

**Visitors Overview**

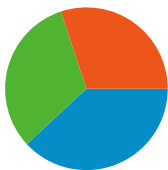


**Visitors**  
**118,563**

**Map Overlay world**

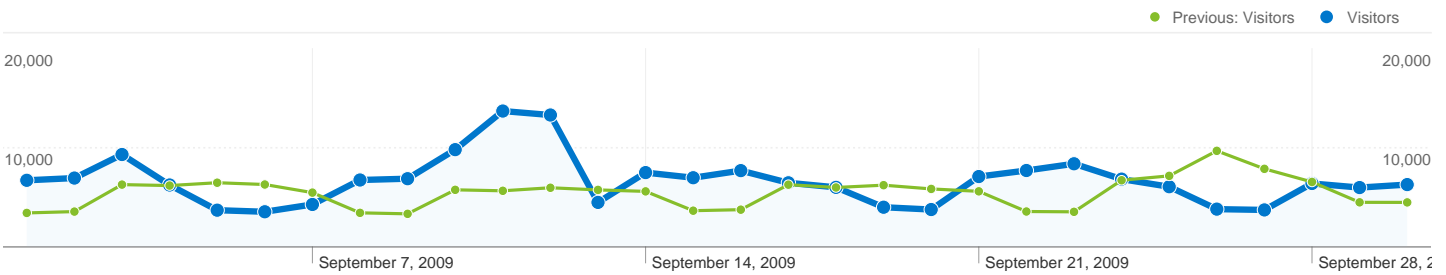


**Traffic Sources Overview**





- **Search Engines**  
95,643.00 (38.08%)
- **Referring Sites**  
80,021.00 (31.86%)
- **Direct Traffic**  
75,525.00 (30.07%)


Content Overview		
Pages	Pageviews	% Pageviews
/		
Sep 1, 2009 - Sep 30, 2009	186,611	27.06%
Aug 1, 2009 - Aug 31, 2009	169,408	27.25%
% Change	10.15%	-0.67%
/~citizen0/taxonomy/term/23		
Sep 1, 2009 - Sep 30, 2009	31,169	4.52%
Aug 1, 2009 - Aug 31, 2009	33,976	5.46%
% Change	-8.26%	-17.28%
/~citizen0/jobs		
Sep 1, 2009 - Sep 30, 2009	22,582	3.28%
Aug 1, 2009 - Aug 31, 2009	25,602	4.12%
% Change	-11.80%	-20.47%
/~citizen0/node/39290		
Sep 1, 2009 - Sep 30, 2009	21,457	3.11%
Aug 1, 2009 - Aug 31, 2009	0	0.00%
% Change	100.00%	100.00%
/~citizen0/node/39284		
Sep 1, 2009 - Sep 30, 2009	15,332	2.22%
Aug 1, 2009 - Aug 31, 2009	0	0.00%
% Change	100.00%	100.00%





**118,563 people visited this site**


 **251,189 Visits**  
 Previous: 215,520 (16.55%)


 **118,563 Absolute Unique Visitors**  
 Previous: 95,407 (24.27%)

 **689,508 Pageviews**  
 Previous: 621,732 (10.90%)

 **2.74 Average Pageviews**  
 Previous: 2.88 (-4.85%)

 **00:02:39 Time on Site**  
 Previous: 00:02:38 (0.74%)

 **52.42% Bounce Rate**  
 Previous: 49.84% (5.19%)

 **39.58% New Visits**  
 Previous: 36.33% (8.92%)

**Technical Profile**

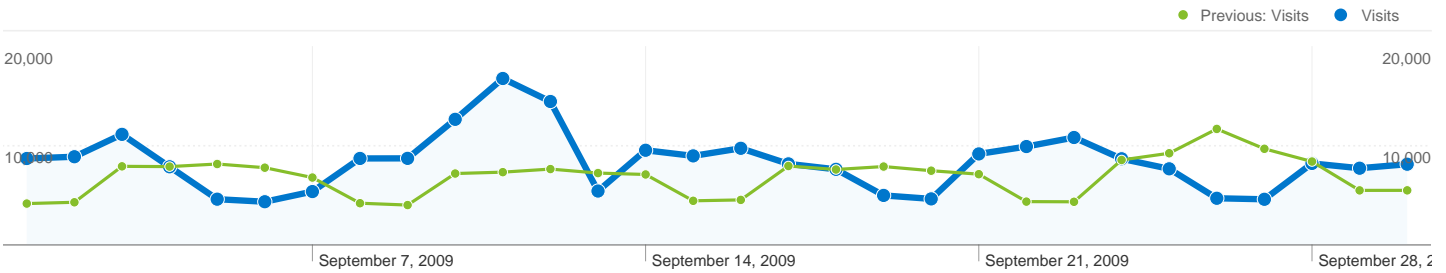
Browser	Visits	% visits	Connection Speed	Visits	% visits
Internet Explorer			DSL		
Sep 1, 2009 - Sep 30, 2009	176,035	70.08%	Sep 1, 2009 - Sep 30, 2009	95,355	37.96%
Aug 1, 2009 - Aug 31, 2009	157,945	73.29%	Aug 1, 2009 - Aug 31, 2009	82,176	38.13%
% Change	11.45%	-4.37%	% Change	16.04%	-0.44%
Firefox			Cable		
Sep 1, 2009 - Sep 30, 2009	52,913	21.07%	Sep 1, 2009 - Sep 30, 2009	74,706	29.74%
Aug 1, 2009 - Aug 31, 2009	41,370	19.20%	Aug 1, 2009 - Aug 31, 2009	62,093	28.81%
% Change	27.90%	9.74%	% Change	20.31%	3.23%

Safari		
Sep 1, 2009 - Sep 30, 2009	15,234	6.06%
Aug 1, 2009 - Aug 31, 2009	11,465	5.32%
% Change	32.87%	14.01%
Chrome		
Sep 1, 2009 - Sep 30, 2009	4,764	1.90%
Aug 1, 2009 - Aug 31, 2009	3,229	1.50%
% Change	47.54%	26.59%
Opera		
Sep 1, 2009 - Sep 30, 2009	635	0.25%
Aug 1, 2009 - Aug 31, 2009	435	0.20%
% Change	45.98%	25.25%

Unknown		
Sep 1, 2009 - Sep 30, 2009	48,581	19.34%
Aug 1, 2009 - Aug 31, 2009	43,221	20.05%
% Change	12.40%	-3.56%
T1		
Sep 1, 2009 - Sep 30, 2009	24,045	9.57%
Aug 1, 2009 - Aug 31, 2009	19,967	9.26%
% Change	20.42%	3.32%
Dialup		
Sep 1, 2009 - Sep 30, 2009	4,822	1.92%
Aug 1, 2009 - Aug 31, 2009	4,604	2.14%
% Change	4.74%	-10.14%

# Traffic Sources Overview

Sep 1, 2009 - Sep 30, 2009  
Comparing to: Aug 1, 2009 - Aug 31, 2009



All traffic sources sent a total of 251,189 visits

**30.07% Direct Traffic**

Previous: 32.73% (-8.13%)

**31.86% Referring Sites**

Previous: 27.51% (15.81%)

**38.08% Search Engines**

Previous: 39.76% (-4.24%)



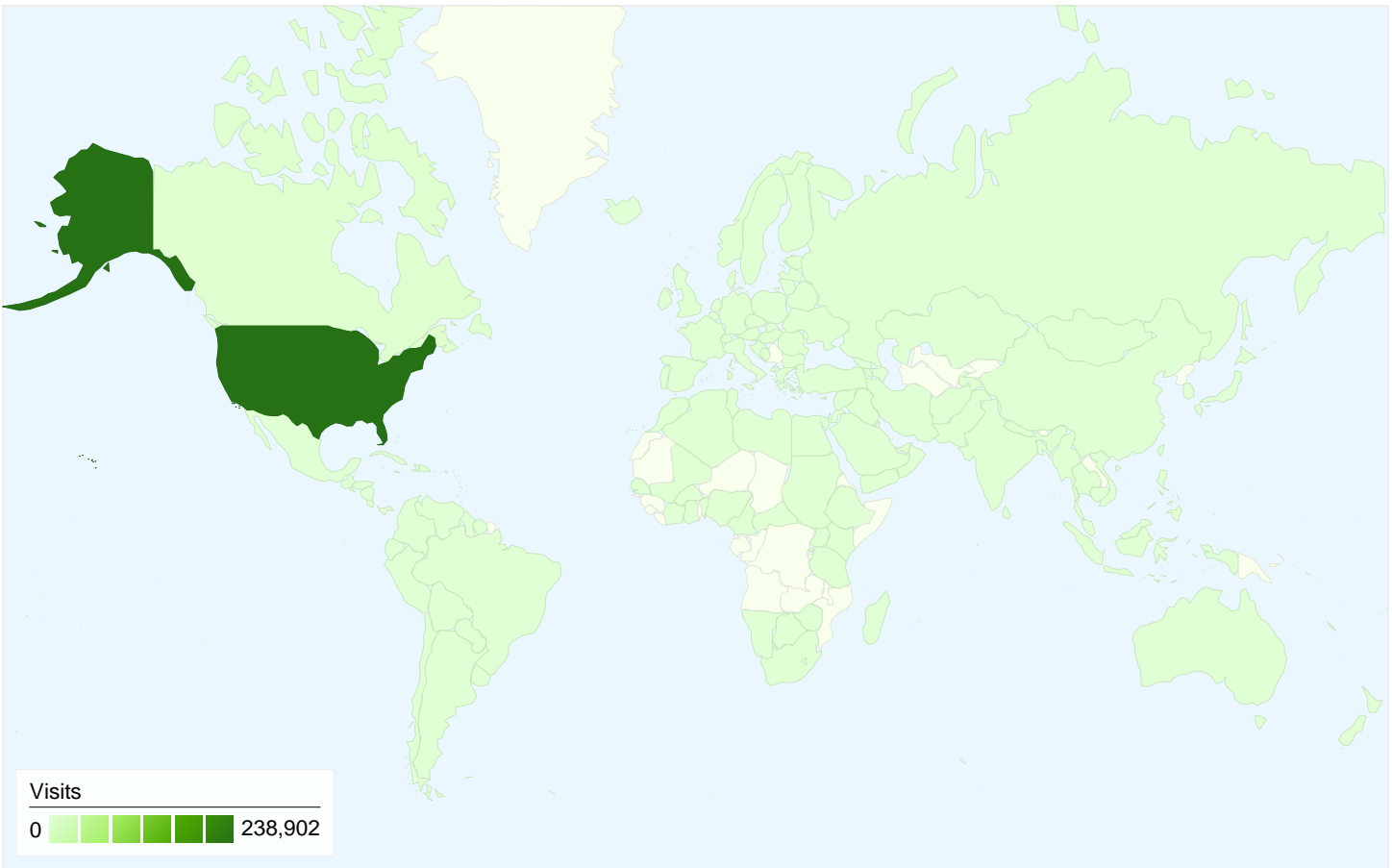
- **Search Engines**  
95,643.00 (38.08%)
- **Referring Sites**  
80,021.00 (31.86%)
- **Direct Traffic**  
75,525.00 (30.07%)

## Top Traffic Sources

Sources	Visits	% visits
(direct) ((none))		
Sep 1, 2009 - Sep 30, 2009	75,525	30.07%
Aug 1, 2009 - Aug 31, 2009	70,536	32.73%
% Change	7.07%	-8.13%
google (organic)		
Sep 1, 2009 - Sep 30, 2009	70,976	28.26%
Aug 1, 2009 - Aug 31, 2009	63,612	29.52%
% Change	11.58%	-4.27%
thecitizennews.com (referral)		
Sep 1, 2009 - Sep 30, 2009	20,575	8.19%
Aug 1, 2009 - Aug 31, 2009	18,641	8.65%
% Change	10.37%	-5.30%
fark.com (referral)		
Sep 1, 2009 - Sep 30, 2009	13,212	5.26%
Aug 1, 2009 - Aug 31, 2009	0	0.00%
% Change	100.00%	100.00%
yahoo (organic)		

Keywords	Visits	% visits
fayette citizen		
Sep 1, 2009 - Sep 30, 2009	7,644	7.99%
Aug 1, 2009 - Aug 31, 2009	6,492	7.58%
% Change	17.74%	5.50%
the citizen		
Sep 1, 2009 - Sep 30, 2009	3,471	3.63%
Aug 1, 2009 - Aug 31, 2009	3,195	3.73%
% Change	8.64%	-2.66%
the citizen newspaper		
Sep 1, 2009 - Sep 30, 2009	2,653	2.77%
Aug 1, 2009 - Aug 31, 2009	2,403	2.80%
% Change	10.40%	-1.08%
mary jo kopechne		
Sep 1, 2009 - Sep 30, 2009	2,423	2.53%
Aug 1, 2009 - Aug 31, 2009	855	1.00%
% Change	183.39%	153.92%
fayette citizen newspaper		

Sep 1, 2009 - Sep 30, 2009	11,710	4.66%	Sep 1, 2009 - Sep 30, 2009	1,656	1.73%
Aug 1, 2009 - Aug 31, 2009	11,570	5.37%	Aug 1, 2009 - Aug 31, 2009	1,387	1.62%
% Change	1.21%	-13.16%	% Change	19.39%	6.98%



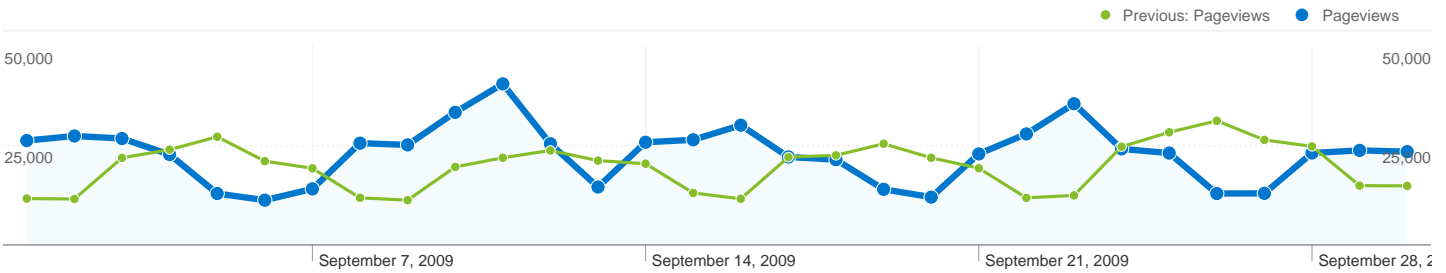
**251,189 visits came from 168 countries/territories**

Site Usage

Visits	Pages/Visit	Avg. Time on Site	% New Visits	Bounce Rate	
<b>251,189</b> Previous: 215,520 (16.55%)	<b>2.74</b> Previous: 2.88 (-4.85%)	<b>00:02:39</b> Previous: 00:02:38 (0.74%)	<b>39.65%</b> Previous: 36.45% (8.79%)	<b>52.42%</b> Previous: 49.84% (5.19%)	
Country/Territory	Visits	Pages/Visit	Avg. Time on Site	% New Visits	Bounce Rate
<b>United States</b>					
September 1, 2009 - September 30, 2009	<b>238,902</b>	2.79	00:02:43	38.15%	51.38%
August 1, 2009 - August 31, 2009	<b>208,943</b>	2.92	00:02:41	34.90%	48.91%
% Change	<b>14.34%</b>	<b>-4.54%</b>	1.31%	9.33%	5.05%
(not set)					
September 1, 2009 - September 30, 2009	<b>3,916</b>	2.44	00:02:23	31.21%	52.96%
August 1, 2009 - August 31, 2009	<b>10</b>	2.10	00:02:07	80.00%	80.00%
% Change	<b>39,060.00%</b>	16.29%	13.35%	<b>-60.99%</b>	<b>-33.80%</b>
<b>Canada</b>					
September 1, 2009 - September 30, 2009	<b>2,635</b>	1.62	00:00:52	86.26%	82.58%

August 1, 2009 - August 31, 2009	<b>1,856</b>	1.76	00:01:07	84.27%	76.40%
% Change	<b>41.97%</b>	<b>-7.89%</b>	<b>-22.76%</b>	<b>2.37%</b>	<b>8.09%</b>
United Kingdom					
September 1, 2009 - September 30, 2009	<b>1,060</b>	1.56	00:00:51	91.98%	83.58%
August 1, 2009 - August 31, 2009	<b>911</b>	1.45	00:00:41	92.32%	83.10%
% Change	<b>16.36%</b>	<b>6.96%</b>	<b>26.27%</b>	<b>-0.36%</b>	<b>0.59%</b>
Australia					
September 1, 2009 - September 30, 2009	<b>408</b>	1.12	00:00:14	95.10%	93.87%
August 1, 2009 - August 31, 2009	<b>261</b>	1.20	00:00:29	91.95%	90.42%
% Change	<b>56.32%</b>	<b>-5.89%</b>	<b>-52.83%</b>	<b>3.42%</b>	<b>3.82%</b>
Kenya					
September 1, 2009 - September 30, 2009	<b>335</b>	1.86	00:01:30	90.45%	69.55%
August 1, 2009 - August 31, 2009	<b>160</b>	2.09	00:01:52	97.50%	63.12%
% Change	<b>109.38%</b>	<b>-11.06%</b>	<b>-20.33%</b>	<b>-7.23%</b>	<b>10.18%</b>
Germany					
September 1, 2009 - September 30, 2009	<b>335</b>	1.67	00:00:55	77.61%	77.61%
August 1, 2009 - August 31, 2009	<b>348</b>	2.31	00:02:02	58.91%	58.62%
% Change	<b>-3.74%</b>	<b>-27.43%</b>	<b>-54.96%</b>	<b>31.75%</b>	<b>32.40%</b>
India					
September 1, 2009 - September 30, 2009	<b>299</b>	1.60	00:01:07	79.60%	82.61%
August 1, 2009 - August 31, 2009	<b>327</b>	1.83	00:01:56	83.49%	77.37%
% Change	<b>-8.56%</b>	<b>-12.76%</b>	<b>-42.32%</b>	<b>-4.66%</b>	<b>6.77%</b>
South Africa					
September 1, 2009 - September 30, 2009	<b>272</b>	1.42	00:00:46	89.34%	80.51%
August 1, 2009 - August 31, 2009	<b>225</b>	1.41	00:00:51	91.56%	81.33%
% Change	<b>20.89%</b>	<b>0.73%</b>	<b>-9.87%</b>	<b>-2.42%</b>	<b>-1.01%</b>
Philippines					
September 1, 2009 - September 30, 2009	<b>222</b>	1.61	00:01:33	76.58%	79.73%
August 1, 2009 - August 31, 2009	<b>168</b>	1.87	00:02:14	88.10%	77.98%
% Change	<b>32.14%</b>	<b>-13.96%</b>	<b>-30.76%</b>	<b>-13.08%</b>	<b>2.25%</b>

1 - 10 of 168



**Pages on this site were viewed a total of 689,508 times**

 **689,508 Pageviews**

Previous: 621,732 (10.90%)

 **530,870 Unique Views**

Previous: 473,079 (12.22%)

 **52.42% Bounce Rate**

Previous: 49.84% (5.19%)

## Top Content

Pages	Pageviews	% Pageviews
/		
Sep 1, 2009 - Sep 30, 2009	186,611	27.06%
Aug 1, 2009 - Aug 31, 2009	169,408	27.25%
% Change	10.15%	-0.67%
/~citizen0/taxonomy/term/23		
Sep 1, 2009 - Sep 30, 2009	31,169	4.52%
Aug 1, 2009 - Aug 31, 2009	33,976	5.46%
% Change	-8.26%	-17.28%
/~citizen0/jobs		
Sep 1, 2009 - Sep 30, 2009	22,582	3.28%
Aug 1, 2009 - Aug 31, 2009	25,602	4.12%
% Change	-11.80%	-20.47%
/~citizen0/node/39290		
Sep 1, 2009 - Sep 30, 2009	21,457	3.11%
Aug 1, 2009 - Aug 31, 2009	0	0.00%
% Change	100.00%	100.00%
/~citizen0/node/39284		

Sep 1, 2009 - Sep 30, 2009	15,332	2.22%
Aug 1, 2009 - Aug 31, 2009	0	0.00%
% Change	100.00%	100.00%